




CLAIM YOUR CPEP™ DIGITAL BADGE

©2025. United States Private Equity Council | All Rights Reserved



Unlocking the Benefits of Digital Badges



Digital badges serve as a modern and versatile way to showcase skills and achievements, benefiting both earners and those assessing their capabilities. In contrast to traditional certificates, digital badges are web-enabled, allowing them to be shared across different platforms, such as personal websites or social media platforms like LinkedIn, X and Facebook.

CredBadge, USPEC's digital badging partner, provides a visual representation of skills or achievements that can be easily shared online, augmenting credibility and validating the charterholder's expertise.

Once you've passed your CPEP[™] Charter exam, your digital badge will be made available to you. Look for an email from USPEC or from CredBadge. The email contains a link as well as instructions on how to claim your digital badge.

Share on LinkedIn

To add your CPEP[™] digital badge to your LinkedIn profile, go to the **'Add to Profile'** section in your account and choose **'Add Licenses or Certifications'** under **'Recommended'**. This will give you a new window to add details. Write a brief description with your Credbadge link to showcase your achievement on your profile, along with relevant hashtags to provide context and enhance discoverability.

Add license or certification

* Indicates required

Name*

Issuing organization*

Issue date


Expiration date

Credential ID

Credential URL

Save


Create post



Sophia Wilson

Public

Excited to share my certification! 🎉 Can't wait to put my enhanced skills and expertise to work in the field. #Certified #Certifiedprofessionals









CREDBADGE.COM

CPEP[™] Charterholder

View my digital badge here!

Add to your post



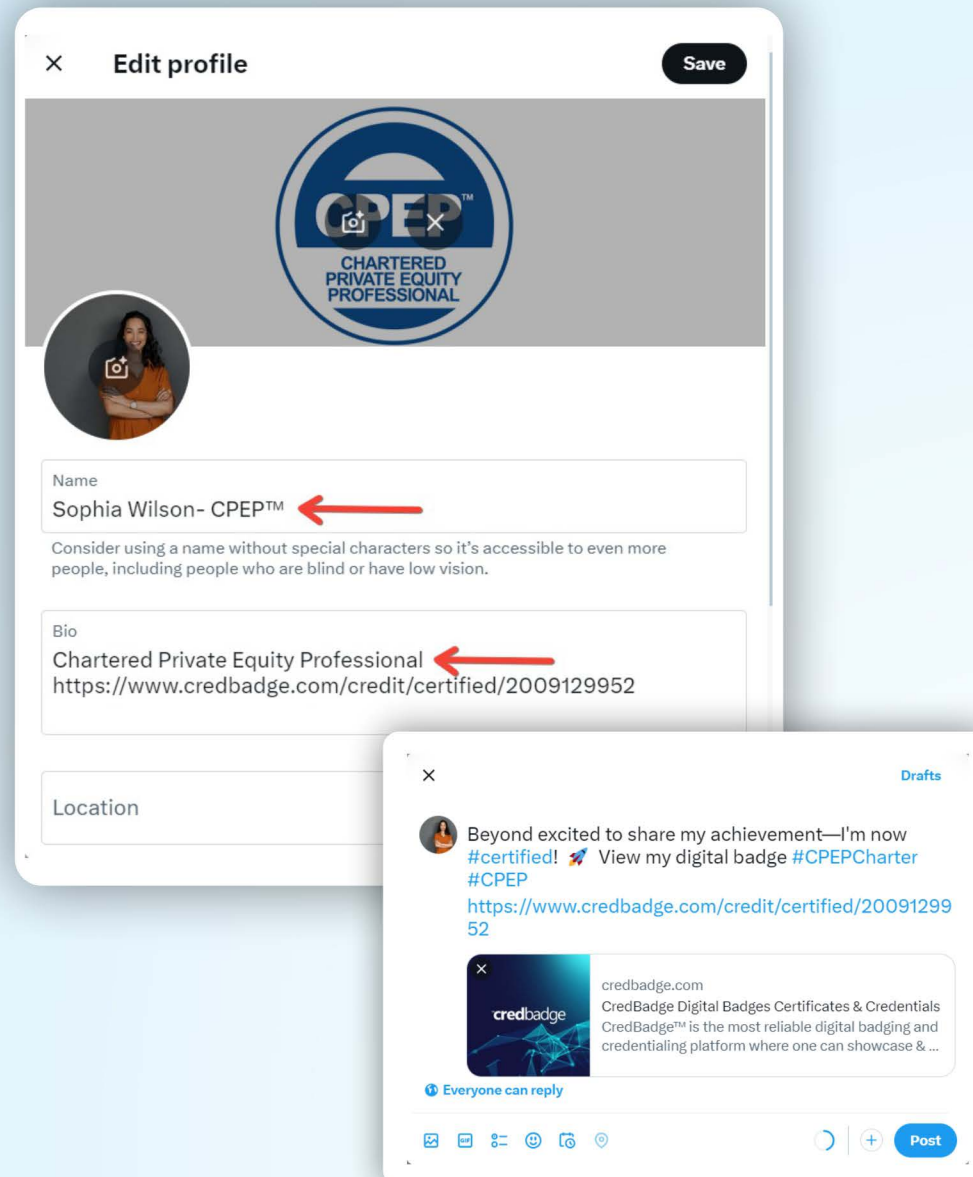
Post

Share on Facebook

To share your digital badge on Facebook, click on **'Create Post'** and add the link to your Credbadge along with a caption for your post. Highlight the achievement associated with the badge and its significance. Review and click **'Post'** when you're ready to share your badge with your Facebook friends and followers.

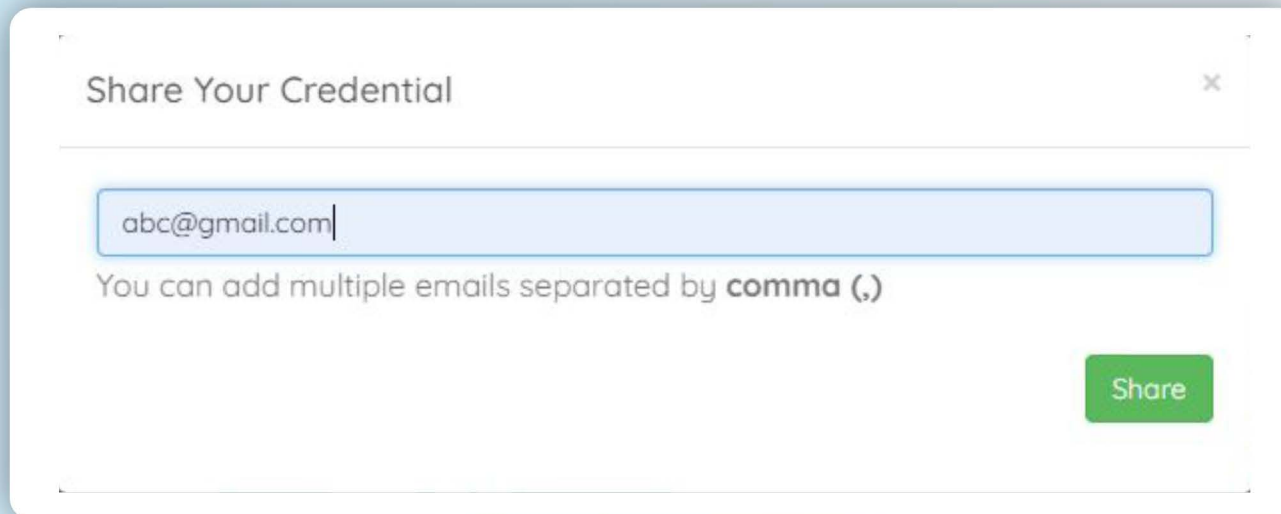
Share on X (Formerly Twitter)

To share your digital badge on Twitter, click on **'Post'** and add the link to your Credbadge along with a caption for your post. Highlight the achievement associated with the badge and its significance. You can also update your profile by adding credential that you achieved from USPEC.



Share via Email

To share your digital badge via email, access your CredBadge dashboard and click on the mail icon. Share the email address(es) of the recipients you want to receive your digital badge. You can include potential employers, colleagues, and recruiters. This approach enables you to easily and effectively share your achievement with important contacts.



The screenshot shows a white dialog box titled "Share Your Credential" with a close button (X) in the top right corner. Inside the dialog, there is a text input field containing the email address "abc@gmail.com". Below the input field, a hint text reads "You can add multiple emails separated by comma (,)". In the bottom right corner of the dialog, there is a green button labeled "Share".



www.uspec.org | [Contact Us](#)

©2025. United States Private Equity Council | All Rights Reserved

